

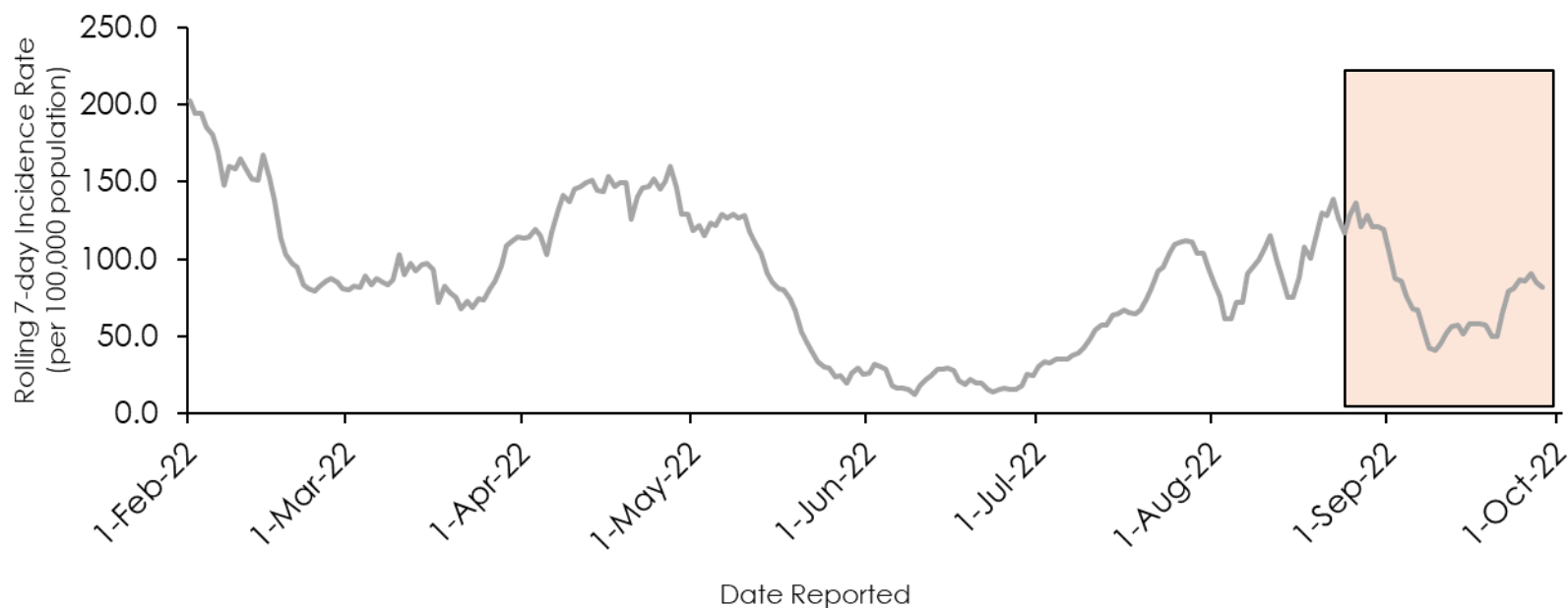
RENFREW COUNTY AND DISTRICT HEALTH UNIT COVID-19 EPIDEMIOLOGY UPDATE

October 6, 2022



Renfrew County and District Health Unit
"Optimal Health for All in Renfrew County and District"

Weekly COVID-19 incidence rate in Renfrew County and District (RCD) (Feb 1, 2022-Sep 28, 2022)



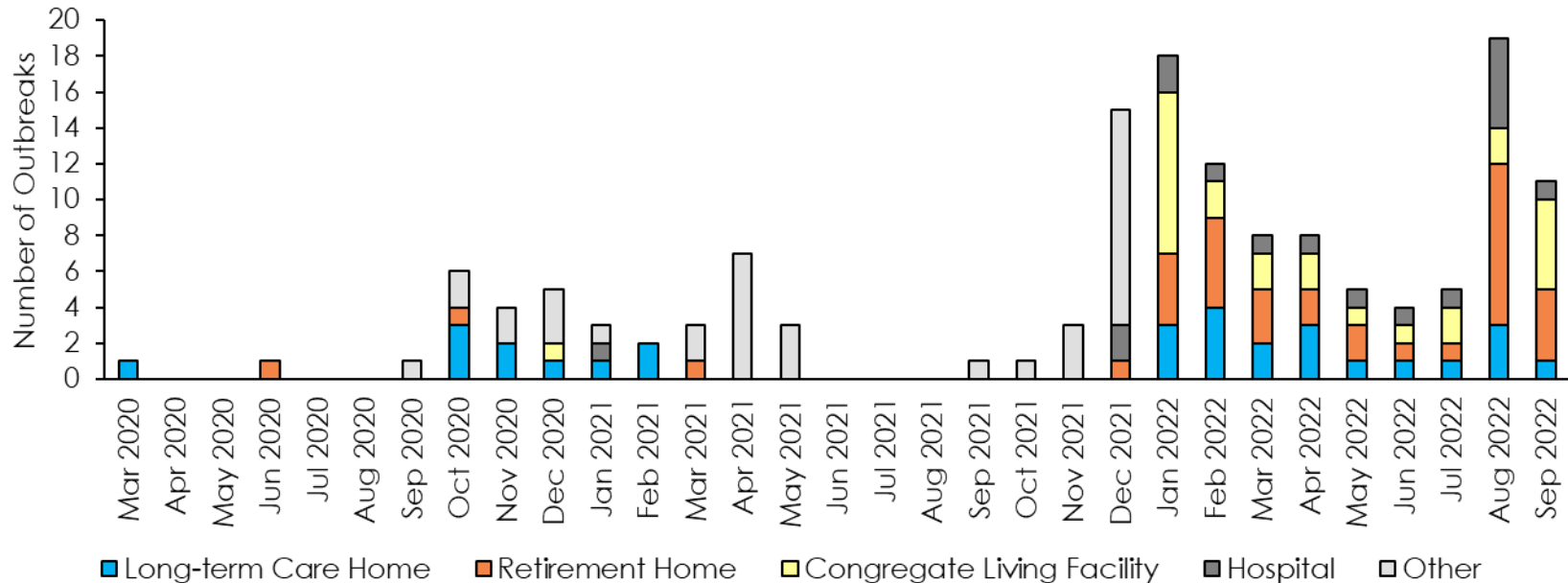
- Incidence rates increased in July and August 2022 (to ~150 new cases/week). Recent rates have been leveling off after decreasing, but **remain moderately high**.
- Percent positivity remains high in RCD (~10%, data not shown).



Renfrew County and District Health Unit
"Optimal Health for All in Renfrew County and District"

Data Source: Renfrew County and District Health Unit & Ontario Ministry of Health, Ontario Laboratory Information System (OLIS), Visual Analytics Hub. [extracted by RCDHU 2022 Oct 03]

Confirmed COVID-19 outbreaks in Renfrew County and District (RCD), by month outbreak declared



- There were more outbreaks declared in **August 2022** (n=19) compared to any previous month.
- To date in 2022, there have been **6 relatively larger scale outbreaks** (involving 40+ cases). Excluding these larger scale outbreaks, on average, there were roughly 10 resident/patient and/or staff cases associated with each outbreak in RCD.

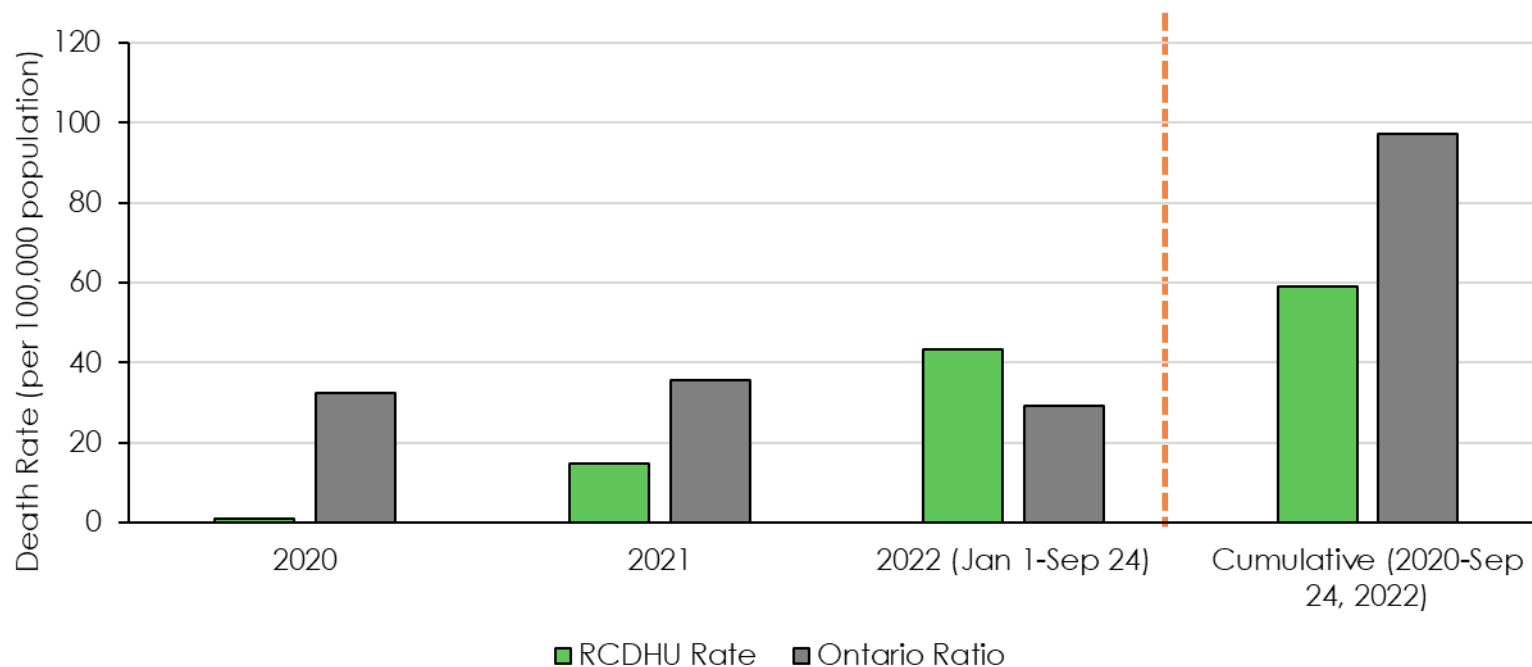


Renfrew County and District Health Unit
 "Optimal Health for All in Renfrew County and District"

Data as of October 3, 2022. Outbreak definitions have changed over the course of the pandemic and outbreaks were declared based on the definitions in place at the time. "Other" includes school/education/child care, workplaces, and other community outbreak settings

Data Source: Renfrew County and District Health Unit

RCDHU vs Ontario COVID-19 death rate* per 100,000 population, by year



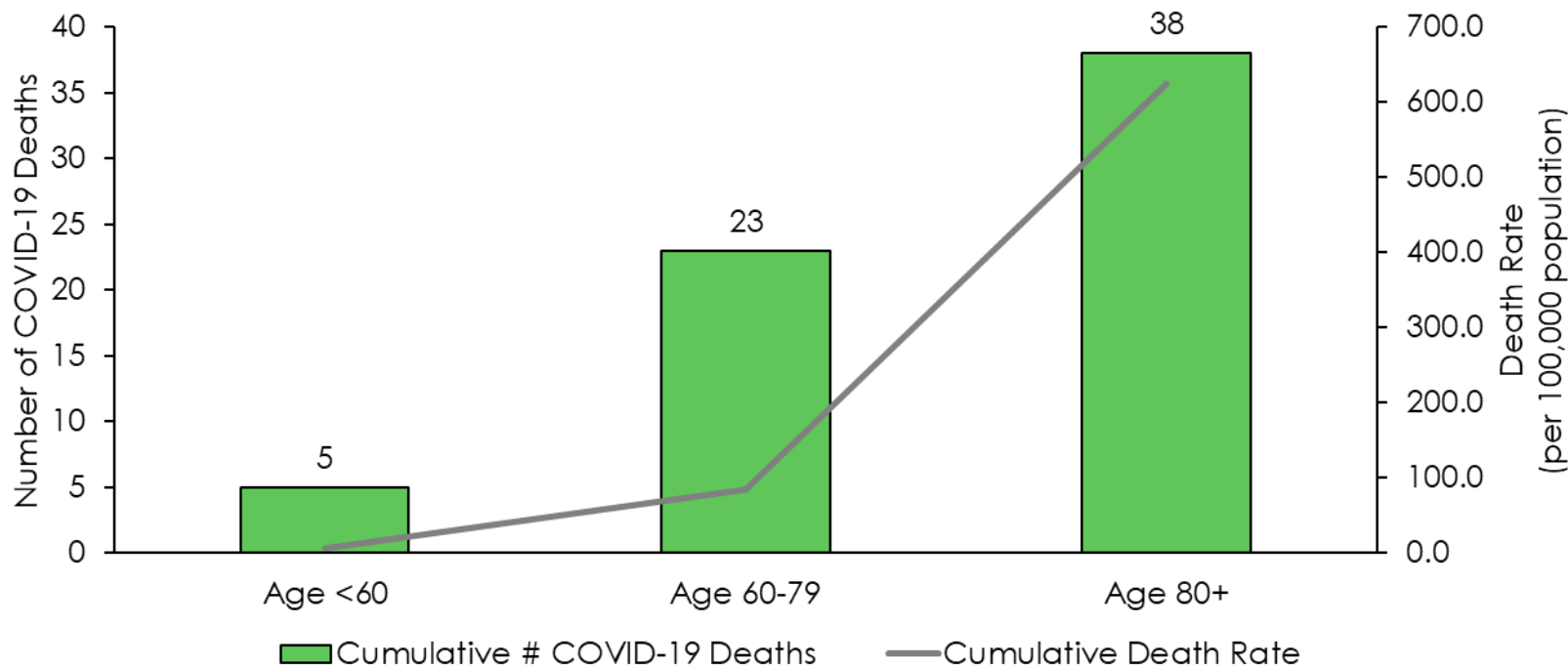
- ~**75%** of deaths in RCD have occurred in 2022.
- While the cumulative COVID-19 death rate in RCD is **lower** than the rate in Ontario, the rate so far in RCD in 2022 specifically is **higher**.



Renfrew County and District Health Unit
 "Optimal Health for All in Renfrew County and District"

*As of September 24, 2022. Based on date of death and Statistics Canada population estimates for 2020. Data source: Public Health Ontario. Ontario COVID-19 data tool [Internet]. Toronto, ON: Queen's Printer for Ontario; 2022 [extracted 2022 Oct 3 3:00 p.m.]. Available from: publichealthontario.ca

COVID-19 deaths and death rates in Renfrew County and District (RCD), by age groups**



- Similar to trends in Ontario overall (data not shown), COVID-19 **death rates increase with age** in RCD, with individuals aged 80+ having the highest COVID-19 death rate



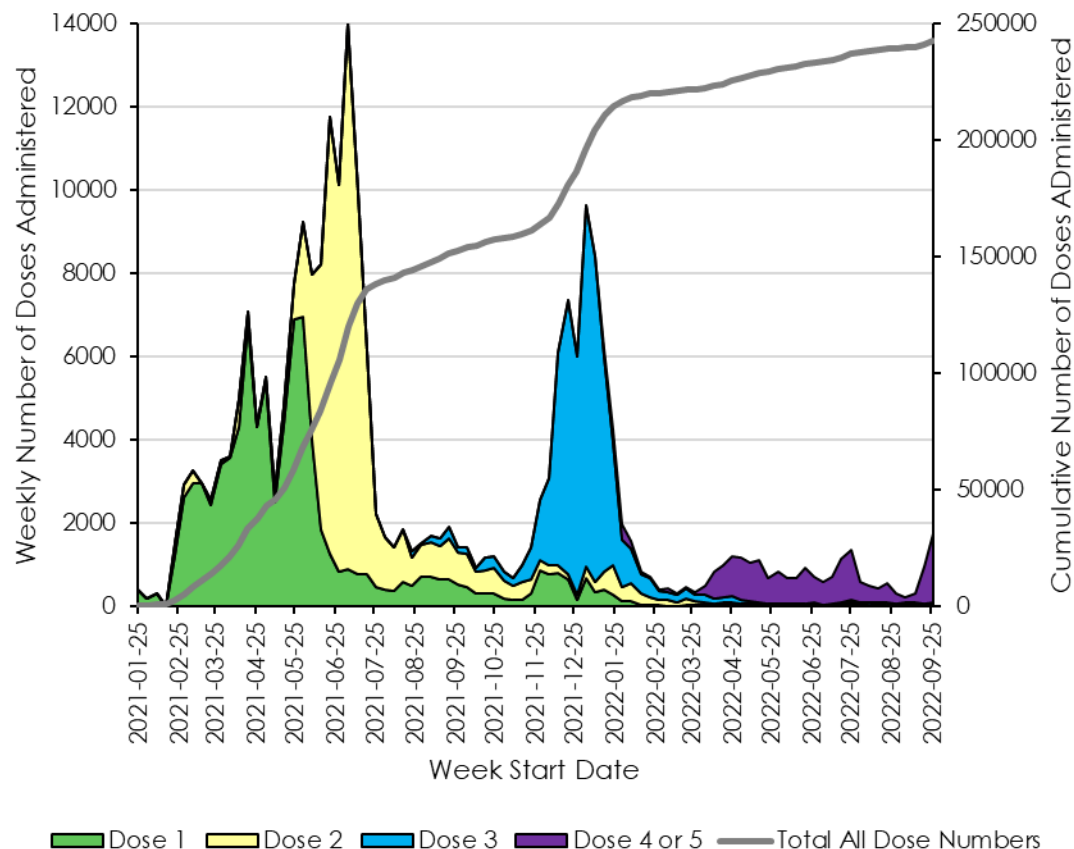
Renfrew County and District Health Unit
 "Optimal Health for All in Renfrew County and District"

**As of Oct 4, 2022. Based on age at time of death.
 Data Source: Renfrew County and District Health Unit

RCD COVID-19 Vaccination Stats

(as of October 3, 2022)

- There have been more **than 240,000 doses** of COVID-19 vaccine administered across Renfrew County and District
- ~80% of individuals (all ages) in RCD have **completed their primary series** of COVID-19 vaccine** (similar to Provincial rate)
- ~3,000 RCD residents have now received a booster dose of the **bivalent vaccine**[^]



Renfrew County and District Health Unit
 "Optimal Health for All in Renfrew County and District"

**Includes Canadian Armed Forces (CAF) members residing in RCD, according to Garrison Petawawa medical services.
 Data Source: COVax via IntelliHealth

[^]For more information on the bivalent vaccine, visit ontario.ca/page/covid-19-vaccines