

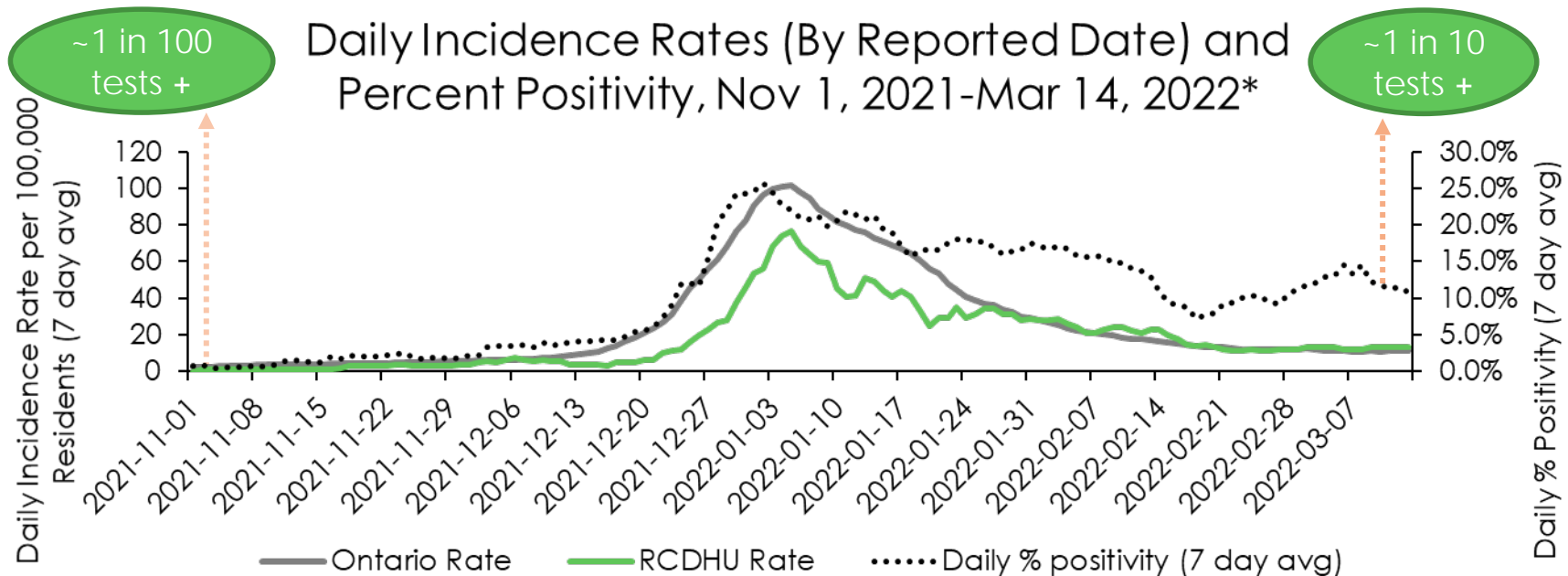
RENFREW COUNTY AND DISTRICT HEALTH UNIT COVID-19 EPIDEMIOLOGY UPDATE

March 31, 2022



Renfrew County and District Health Unit
"Optimal Health for All in Renfrew County and District"

COVID-19 Incidence Rates & Testing Percent Positivity



- Over the past few weeks, case numbers in RCD have been relatively stable (~100 new cases/week), and the incidence rate in RCD has been comparable to the Provincial rate.
- Percent positivity for COVID-19 is no longer decreasing in RCD (similar to Provincial trend – not shown)

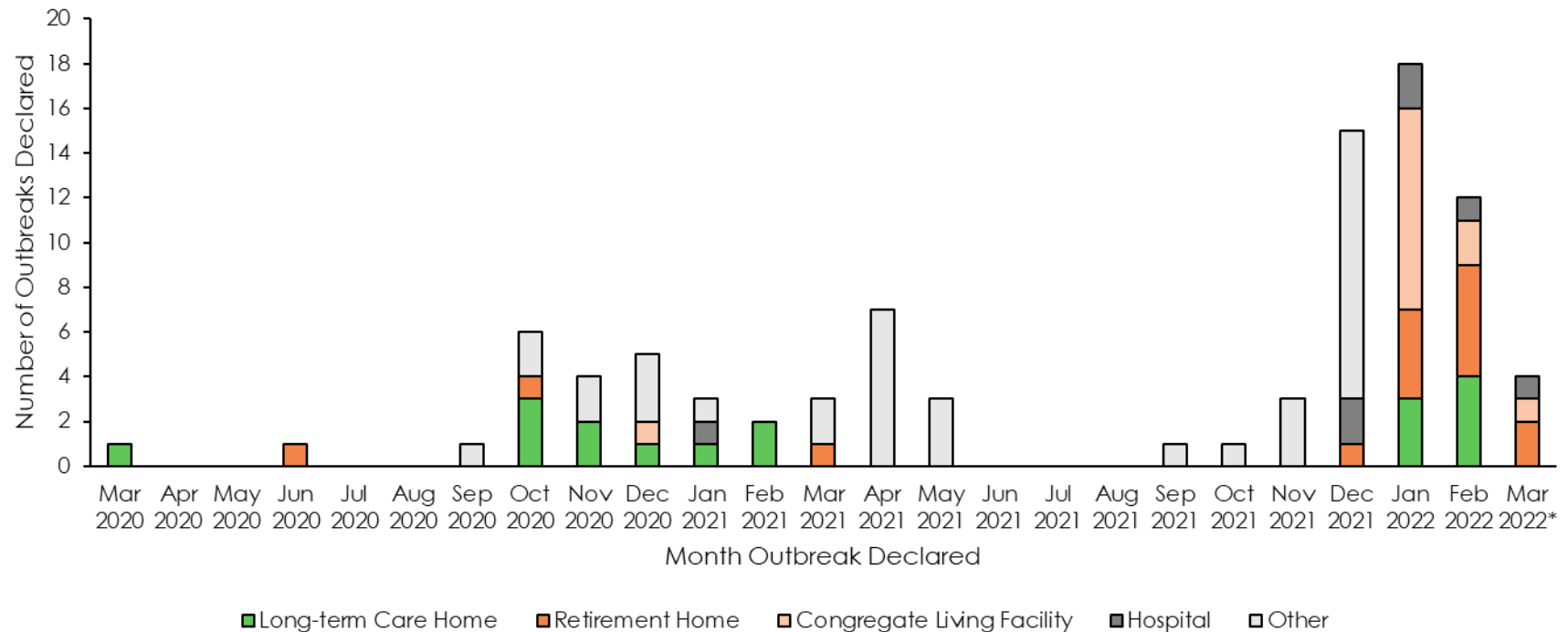


Renfrew County and District Health Unit
 "Optimal Health for All in Renfrew County and District"

Data source for COVID-19 cases: Public Health Ontario. Ontario COVID-19 data tool [Internet]. Toronto, ON: Queen's Printer for Ontario; 2022 [extracted 2022 Mar 22 10:00 a.m.]. Available from: <https://www.publichealthontario.ca/en/data-and-analysis/infectious-disease/covid-19-data-surveillance/covid-19-data-tool>

Data source for percent positivity: Ontario Ministry of Health, Ontario Laboratory Information System (OLIS), Visual Analytics Hub. [extracted by RCDHU 2022 Mar 22 10:00 a.m.] and Ontario COVID-19 Science Advisory Table. (2022). Update on COVID-19 Projections – March 17, 2022. Retrieved from <https://covid19-science-table.ca/science-briefs/>

Confirmed COVID-19 Outbreaks in RCD (as of March 23, 2022)



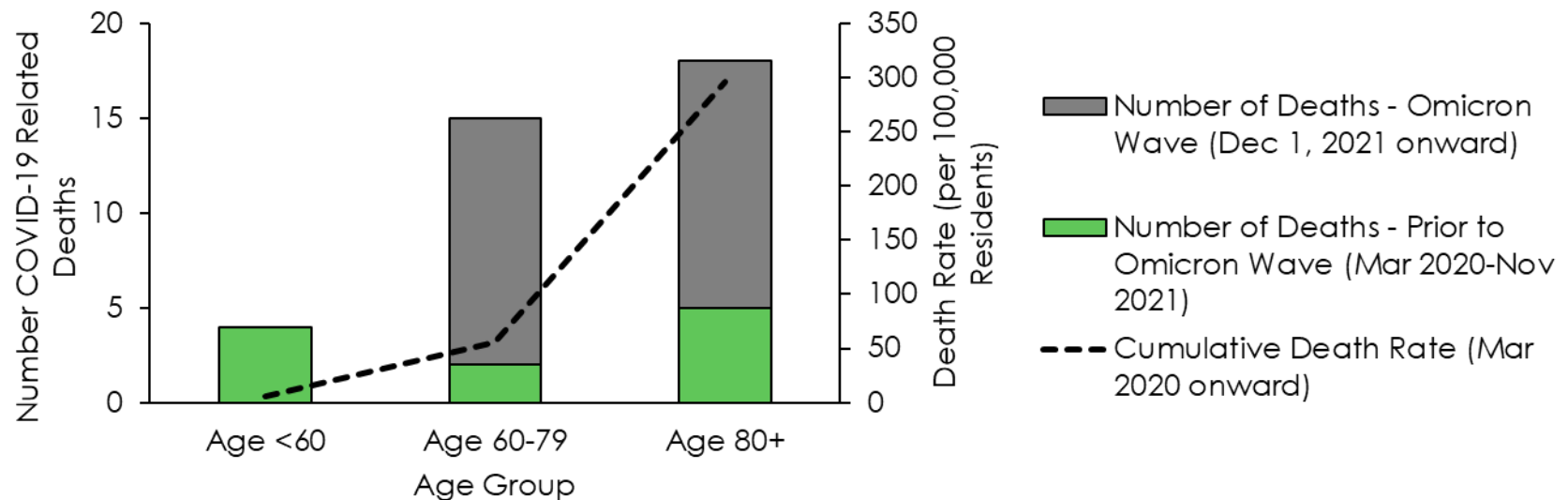
The monthly number of COVID-19 outbreaks is declining in RCD.



Renfrew County and District Health Unit
 "Optimal Health for All in Renfrew County and District"

Notes: *Month of March 2022 not yet complete. "Other" category includes school/education/child care, workplaces, and other community outbreak settings. At the end of December 2021, in alignment with Provincial guidance, RCDHU shifted focus to mitigate outbreaks and transmission to vulnerable individuals in highest-risk settings such as hospitals, long-term care homes, retirement homes, and congregate living facilities. Data source: Renfrew County and District Health Unit

COVID-19 Related Deaths in RCD (as of March 23, 2022)



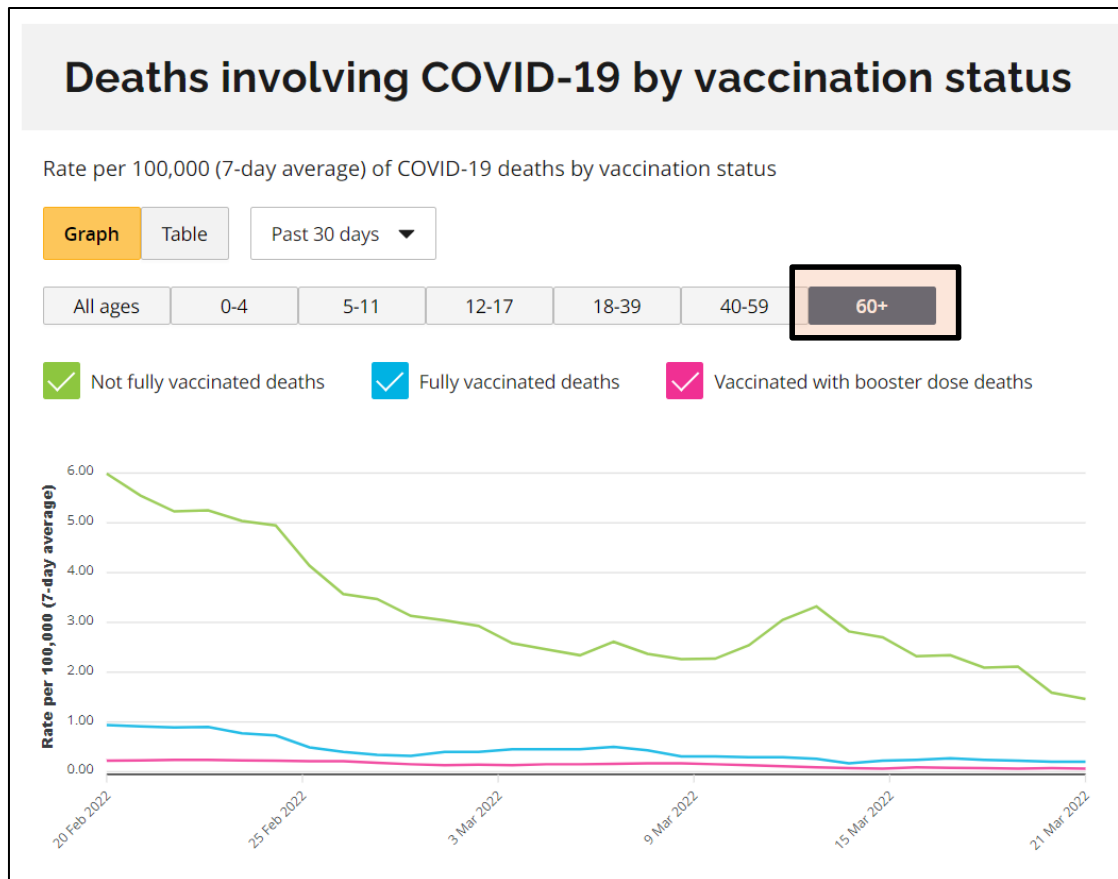
- More than 2/3 of COVID-19 related deaths in RCD have occurred during the Omicron wave (i.e. over the past 3 months)
- Individuals aged 80+ have the highest COVID-19 death rate in RCD



Renfrew County and District Health Unit
 "Optimal Health for All in Renfrew County and District"

Data source: Renfrew County and District Health Unit and Public Health Ontario. Ontario COVID-19 data tool [Internet]. Toronto, ON: Queen's Printer for Ontario; 2022 [extracted 2022 Mar 22 10:00 a.m.]. Available from: <https://www.publichealthontario.ca/en/data-and-analysis/infectious-disease/covid-19-data-surveillance/covid-19-data-tool>

Provincial COVID-19 Death Rates by Vaccination Status

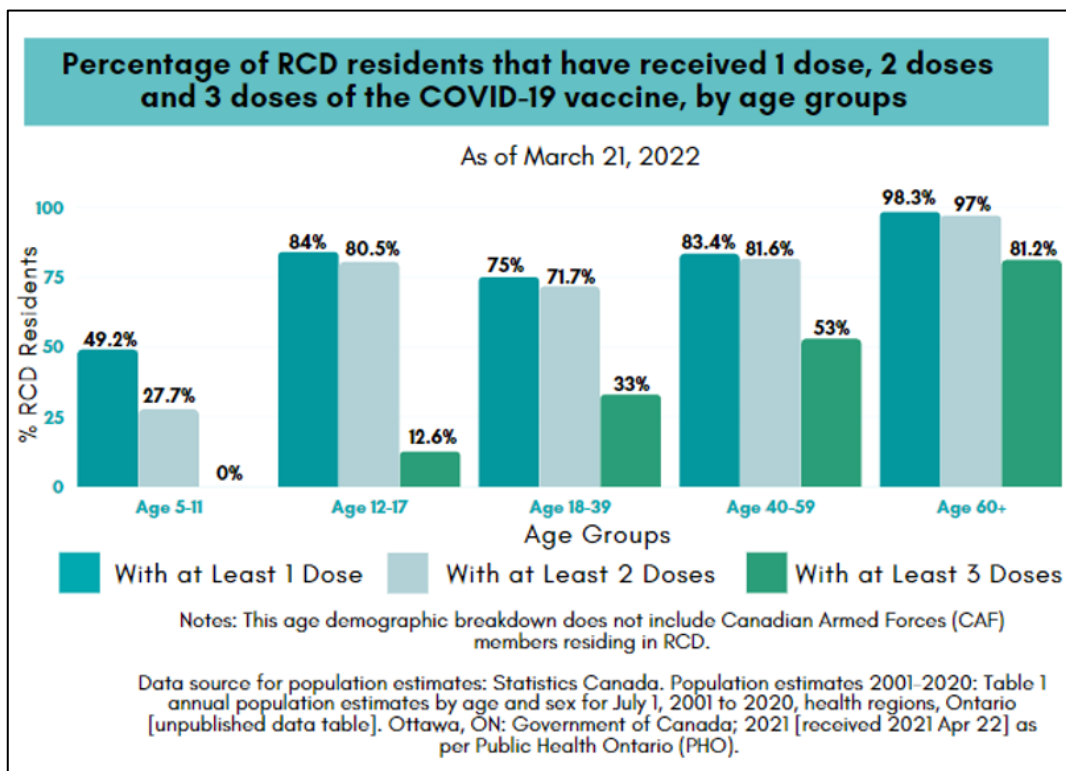


The COVID-19 death rate for individuals who are not fully vaccinated is **higher** compared to those who are fully vaccinated and those who have received booster doses.



Renfrew County and District Health Unit
 "Optimal Health for All in Renfrew County and District"

COVID-19 Vaccinations in RCD (as of March 21, 2022)



Vaccination Uptake	RCDHU *	Ontario
Aged 12+ with at least one dose	91.6%	92.8%
Aged 12+ fully vaccinated	89.3%	90.8%
Aged 18+ with a booster dose	60.0%	58.6%

- More than 220,000** doses of COVID-19 vaccine have been administered across RCD
- In RCD, booster dose (i.e. 3rd dose) uptake increases with age



Renfrew County and District Health Unit
 "Optimal Health for All in Renfrew County and District"

*Includes Canadian Armed Forces (CAF) members residing in RCD, according to Garrison Petawawa medical services **Does not include the number of doses that have been administered to Canadian Armed Forces (CAF) members

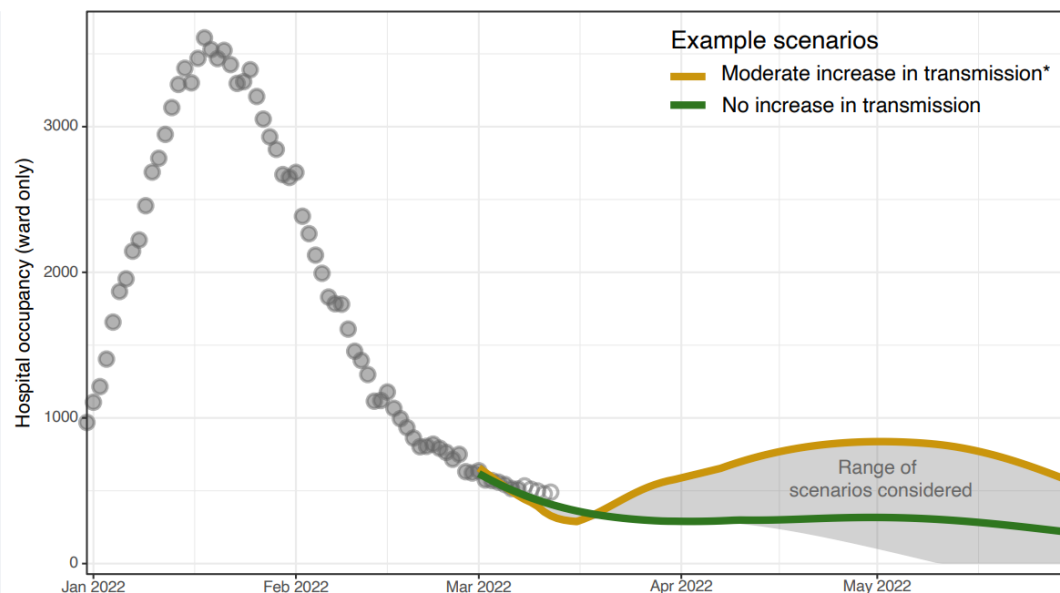
Data source for doses administered in RCD: COVaxON via IntelliHealth [extracted 2022 Mar 21 8:00 a.m.].
 Data source for vaccination uptake: Renfrew County and District Health Unit and Government of Ontario (2022). COVID-19 vaccinations data. Retrieved from <https://covid-19.ontario.ca/data>

Update from Ontario COVID-19 Science Advisory Table

We expect hospital occupancy to increase when public health measures are lifted and behaviours change

Figure shows projections based on models from two scientific teams.

- Different models use different approaches and assumptions.
- Models are calibrated to different data including case counts, hospital occupancy, and ICU occupancy.
- Models assume 7M to 8M Ontarians will have received booster dose by end of March.
- Scenarios differ by levels of immunity and changes in contacts and behaviour.
- COVID-19 transmission, which drives hospital occupancy, can be reduced by wearing high-quality masks, full vaccination and not increasing contacts.
- There remains uncertainty on current community levels of immunity, future changes in behaviour, and future spread of the more transmissible BA.2 subvariant.



*Examples of scenarios that could result in a moderate increase in transmission include an approximate increase in contacts of 40%, with half of contacts maskless, or an approximate 30% increase in contacts if BA.2 becomes dominant, with half of contacts maskless.

Projections informed by modelling from McMasterU, WesternU
Data (hospitalisations): covid-19.ontario.ca

9



Renfrew County and District Health Unit
"Optimal Health for All in Renfrew County and District"

Key Messages

- Similar to Ontario, COVID-19 case numbers and testing percent positivity have stopped declining in RCD
- The monthly number of COVID-19 outbreaks is declining in RCD
- More than 2/3 of COVID-19 related deaths in RCD have occurred during the Omicron wave (i.e. over the past 3 months)
 - Individuals aged 80+ have the highest COVID-19 death rate in RCD
- Booster dose (e.g. 3rd dose) uptake is slightly higher in RCD compared to Ontario overall, and increases with age
- The best defence against serious illness from COVID-19 is having a complete vaccine series
- Given the recent relaxation of public health measures in Ontario (e.g. masking), community transmission of COVID-19 in RCD will likely increase
 - RCDHU will continue to closely monitor local COVID-19 trends

