

Coronavirus Disease 2019 (COVID-19)

How to wash your hands



Wash hands for at least 15 seconds

1



Wet hands with warm water.

2



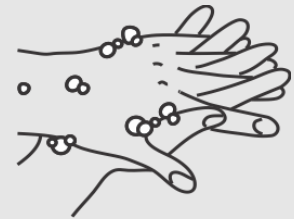
Apply soap.

3



Lather soap and rub hands palm to palm.

4



Rub in between and around fingers.

5



Rub back of each hand with palm of other hand.

6



Rub fingertips of each hand in opposite palm.

7




Rub each thumb clasped in opposite hand.

8



Rinse thoroughly under running water.

9



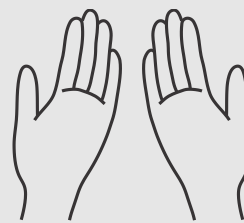
Pat hands dry with paper towel.

10



Turn off water using paper towel.

11



Your hands are now clean.

How to use hand sanitizer



Rub hands for at least 15 seconds

1



Apply 1 to 2 pumps of product to palms of dry hands.

2



Rub hands together, palm to palm.

3



Rub in between and around fingers.

4



Rub back of each hand with palm of other hand.

5



Rub fingertips of each hand in opposite palm.

6



Rub each thumb clasped in opposite hand.

7



Rub hands until product is dry. Do not use paper towels.

8



Once dry, your hands are clean.

Sources:

Ontario Agency for Health Protection and Promotion (Public Health Ontario), Provincial Infectious Diseases Advisory Committee. Best practices for hand hygiene in all health care settings [Internet]. 4th ed. Toronto, ON: Queen's Printer for Ontario; 2014. Available from: <https://www.publichealthontario.ca/-/media/documents/bp-hand-hygiene.pdf?la=en>

The information in this document is current as of March 16, 2020.

©Queen's Printer for Ontario, 2020

Ontario 